



# PillarLIFT

Built Strong


## PreFab

The Plug-N-Play design and installation of the PillarLIFT PreFab takes sewer lift stations to the next level.

### Models:

- (PL-S) To pump to a gravity sewer with low TDH; Sewage Pump
- (PL-1 and PL-2) To clear high head (TDH); Grinder Pumps
- (PL-3 & PL-PC) Pumping into a Low Pressure Sewer System (LPSS) that requires low velocity (gpm) at high head (TDH).

### Key Feature:

- Revolutionary Pump Elevator  
(For quick and easy inspection and changeouts of pumps)
- Concrete Ballast  
(Keep tanks in the ground where they are supposed to be)
- PrePlumbed and PreWired  
(Comes complete ready for hookup)
- BillyQR Service Record Storage App  
 (Homeowners and Service providers are able to store Service Records through the mobile app. Available for download on Android and Apple iphone)
- Large pumping volume for solids dilution effect.
- 93.5 gallon tank
- Extendable Risers to Grade

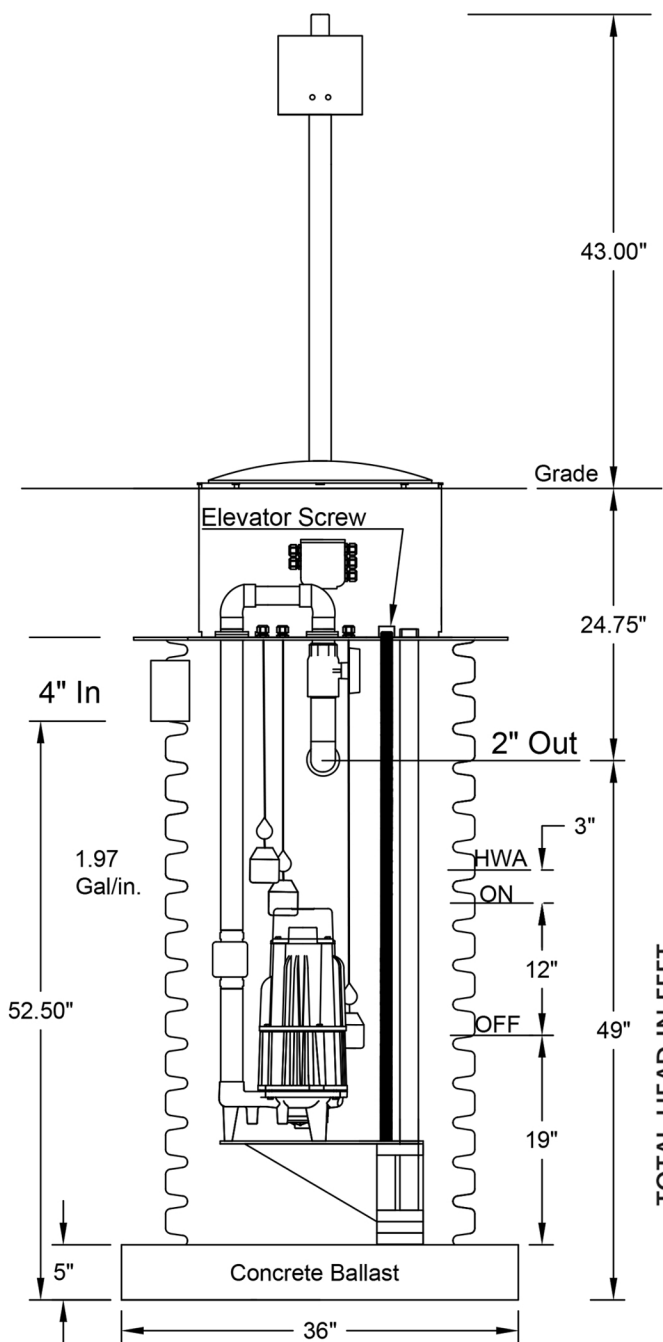


98 Creasy Town Lane Bremo Bluff, VA 23022 (434) 842-1851  
[www.septic-direct.com](http://www.septic-direct.com) [archie@vsi-supply.com](mailto:archie@vsi-supply.com)

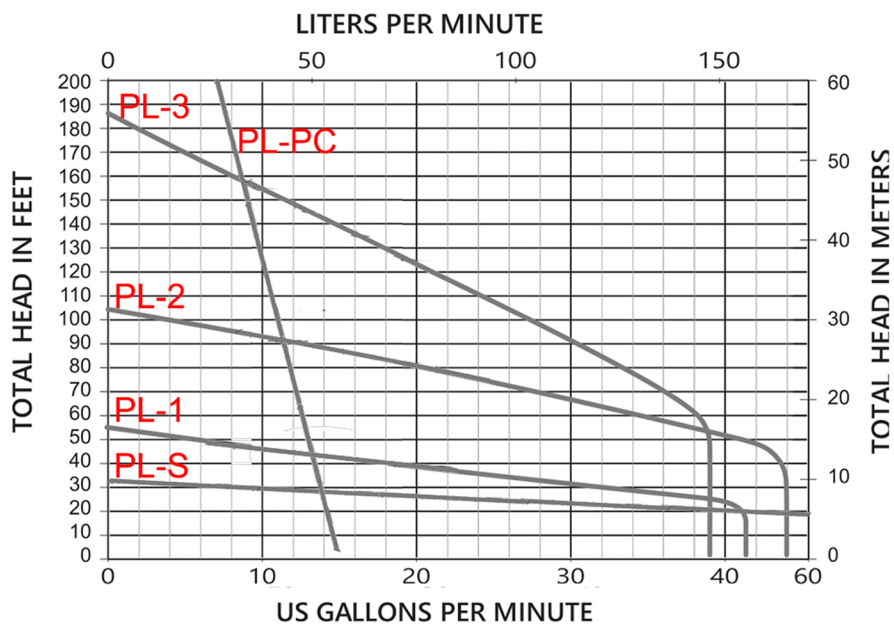


**PillarLIFT**  
Built Strong

## Pump Elevator



## Performance Curve



Model	Tank Size (gal)	Tank Ballast Weight (lbs)	Pump Type	Pump	Hp	Volts	Phase	Solids Handling (in.)	Discharge Pipe (in.)	Stage	Full Load Amps
PL-1	93.5	450	Grinder - Centrifugal	Champion CPG1012	1	115	1	3	2	1	13
PL-2	93.5	450	Grinder - Centrifugal	Champion CPG2022	2	208/230	1	3	2	1	17/15
PL-3	93.5	450	Grinder - Centrifugal	Liberty LSGX202M	2	208/230	1	3	2	2	15
PL-S	93.5	450	Sewage	Champion CPSEF712	3/4	115	1	2	2	1	12
PL-PC	93.5	450	Grinder - Progressive Cavity	Zoller E815	2	230	1	3	2	1	10.5



98 Creasy Town Lane Bremo Bluff, VA 23022 (434) 842-1851  
www.septic-direct.com archie@vsi-supply.comm